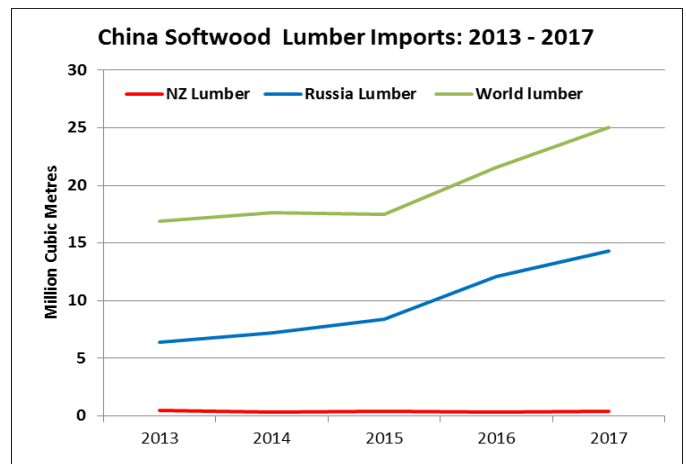


THE NEW ZEALAND FOREST INDUSTRY: ITS STATUS AND OUTLOOK 2018 (11th) Edition

Or is it: “The Future China Imported Wood Demand & Future Russian Exported Wood Supply (NZ competition) Review?”

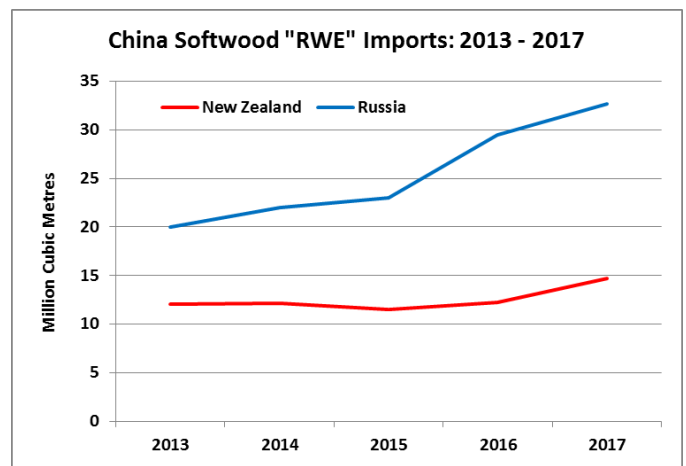
Made in China: Ultra-thin NZ Radiata pine veneer



Russia: Endless forests? Or not?



Russia's forests are vast. They cover more than 800 million hectares, with a growing stock of more than 80 billion cubic meters. This photograph was taken by the Review co-author Dennis Neilson while flying over the largely untapped resources of Yakutia Province in the Russian Far East.



RWE = Roundwood Equivalent [Russia to NZ difference = 8 MMCM in 2013, increasing to 18 MMCM in 2017]

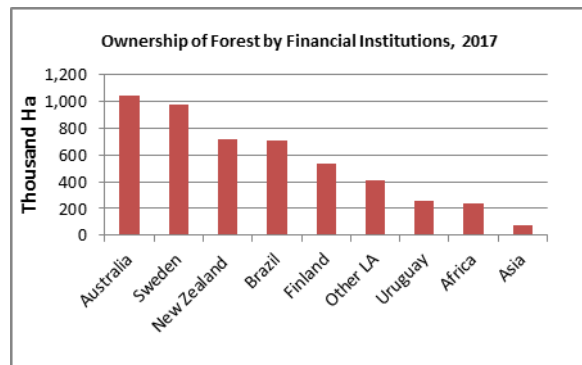
The 2018 edition of “*The New Zealand Forest Products Industry Review*” is the **11th produced by DANA Publishing**.

This Review has become an important tool for everyone involved/interested in the NZ forestry and forest products industry. This edition includes more than **75 tables and charts**. The review profiles **46 plantation forest owners** (from 3,000 ha to 200,000 ha), together with **57 sawmills**; and all engineered wood products and pulp and paper facilities.

Most New Zealand ‘industrial’ forests now have overseas owners, but a new, domestic ‘investor class’ is also emerging: NZ Maori Trusts. Forest bids in 2017–2018 have continued to stun observers. Why NZ?

Invested (Selection)	Invested (Selection)
OneFortyOne Plantations	Sumitomo Forestry
Rohatyn Group	Ernslaw One
Rayonier	Samling
Greenheart (New Forest)	Monte Capital
HTRG	Juken NZ
Kaingaroa Timberlands	Ngai Tahu Property
Blakely Pacific	Wenita
New Forests	Sunchang Corp
NZ Forestry Co.	NZ Redwood Co.
Corisol	Forest Enterprises

After Australia (and Sweden), New Zealand is the most popular (non-North America) institutional forest investment haven.



Review Chapters

Stop Press

Introduction:

Summary, Forward Strategies, Statistics, NZ investment attractiveness

Planting History:

Long term: Government and private. Land use balance

Forest Resources:

2015 Regional Harvest predictions [those available] 2014-2050. DANA national projection

Forest Ownership:

All forest and forest land OIO permits from 2009 to late 2015 Profiles of forest owners.

Log and Woodchips:

Production—trade—log price trends—woodchips trade

Pulp and Paper:

Production—trade. Profiles of all players. NZ’s place

Solidwood Products:

Production—trade. Mills closed. North and South Island sawmill profiles. Add value profiles

EWP:

Production—trade: Plywood—Veneer—LVL—MDF—PP—CLT—Pellets—Rosin—OEL—AC

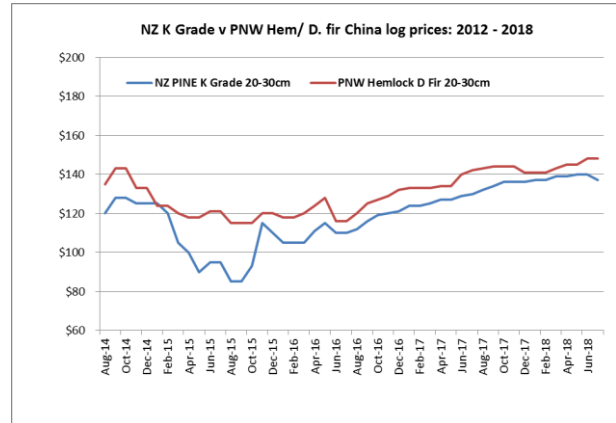
Conclusions:

DANA’s take on major strategic and operating issues and where to from here. A ‘Top 10’ list of major issues going forward.

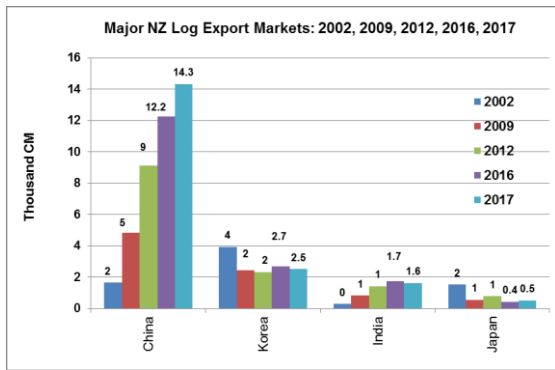
In January 2016 we had this brochure insert: *“LumberCube in Rotorua has just commenced operating the largest log processing mill in the Southern Hemisphere, producing ‘square logs’. Will they be more attractive in China than raw logs? You be the judge.”* No need to be in 2018. LC closed after just 6 months in operation. An important lesson here?



NZ logs in China track USA Hemlock/Douglas fir but price relationship can be volatile.



Every forest owner just loves China. But is NZ too exposed to one log market? What is likely to happen?



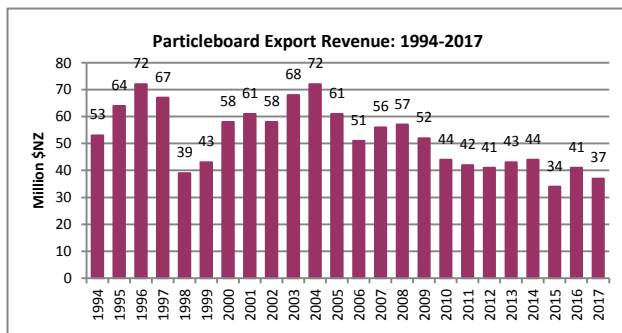
NZ Radiata pine plantations are about the most productive softwood plantations globally.



About the Authors:

Dennis Neilson is a Director of the New Zealand-based international forestry and forest industry information firm, DANA Limited. **David Buckleigh** has previously been involved with DANA as a co-author of several forest industry sector, and wine industry Reviews. DANA has also authored/co-authored/published more than 60 multi-client reviews on forestry and forest products topics. It organises several international conferences and industry tours each year.

Particle Board (PB) export revenue has seriously declined since 2004. Will the planned new 600,000 CM per year Fenglin PB project at Kawerau reverse this trend from 2020?



Cross Laminated Timber [CLT]: The sizzle Engineered Wood Product. Two additional NZ announcements and players in this game in 2018.



ORDER FORM

THE NEW ZEALAND FOREST PRODUCTS INDUSTRY DATABASE REVIEW: 2018 EDITION

POSTAL ADDRESS	TELEPHONE	FACSIMILE	E-MAIL ADDRESS
DANA Limited, PO Box 392, Rotorua, New Zealand 3040	+64 7 349 2764	+64 7 349 2763	admin@dana.co.nz

New Zealand Forest Products Industry Database Review - 2018		QUANTITY	TOTAL
First hard copy:	NZ\$ 950 [to NZ subscribers add 15% GST]		
Second/Subsequent hard copies	NZ\$ 100 [to NZ subscribers add 15% GST]		
PDF Version	NZ\$ 950 [to NZ subscribers add 15% GST]		
Data Contributors	Contact admin@dana.co.nz for discount offer		
Excel data for all Charts	NZ\$ 150 [to NZ subscribers add 15% GST]		
Shipping options (hard copies):	Regular NZ\$ 20 Courier [NZ] NZ\$ 30 [for courier O/S please enquire]		
TOTAL			

Note: The Review comes with a full money back guarantee if you conclude that it is not value for money.

PAYMENT OPTIONS: (Please tick)

Credit Card:	<input type="checkbox"/> VISA	<input type="checkbox"/> MASTERCARD
Name on card:	
Card No	Expiry CVV #
Or Direct Credit	<input type="checkbox"/>	
To New Zealand Bank Account Bank of New Zealand, Central Mall Rotorua, New Zealand A/c name: DANA Limited A/c number: 02-0412-0332757-002 Swift Code: BKNZLN22		

Please Note: Alternatively, you may purchase and pay, using your credit card via the DANA website: www.dana.co.nz through the secure PayPal facility

Subscriber Details

Full Name:
Position:
Company:
Address:
Address:
Country:
Telephone: + Facsimile: +
E-Mail [Clear address please]:

General Contract Provisions

All publications of DANA Publishing are subject to the copyright laws of New Zealand, Australia, the United States and Canada. Reproduction of the report in any form is forbidden. Distribution of the analysis by the purchaser, other than within the company or organization purchasing the study is forbidden. The report represents the best judgement of the study's authors based on the information and data available prior to publication. While every effort is made to ensure the accuracy of the information contained herein, no liability is accepted for any errors or omissions or any opinions expressed or recommendations made in this analysis.